FEMALE END VIEW	MALE END VIEW
	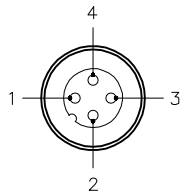
1 = WHITE 2 = BLACK	1 = N/C 2 = N/C 3 = WHITE 4 = BLACK

SPECIFICATIONS

DEUTSCH CONNECTOR	DT06-2S-E008
DEUTSCH WEDGELOCK	W2S
DEUTSCH TERMINALS	0462-201-16141
MOLDED HEAD MATERIAL/COLOR (J1)	TPU/BLACK
OPERATING VOLTAGE [V]	250 V
OUTER JACKET MATERIAL/COLOR	TPE/BLACK
CONDUCTOR INSULATION MATERIAL	PVC
NUMBER OF CONDUCTORS [AWG]	2x18 AWG
CABLE APPROVALS	C(UL) CIC UL# PVC 90C DRY 75C WET 300V FT1 FT4 SUNLIGHT RESISTANT OR AWM 105C 600V OR CSA AWM CSA# 1/11 A/B 105C 600V FT4 OIL RESISTANT CE
CONTACT CARRIER MATERIAL	TPU or NYLON
MOLDED HEAD MATERIAL/COLOR (P1)	TPU/YELLOW
CONTACT MATERIAL/PLATING	BRASS/GOLD
COUPLING NUT MATERIAL/PLATING	BRASS/NICKEL
TEMPERATURE RANGE	-40°C to +105°C (-40°F to +221°F)
PROTECTION CLASS	IP67

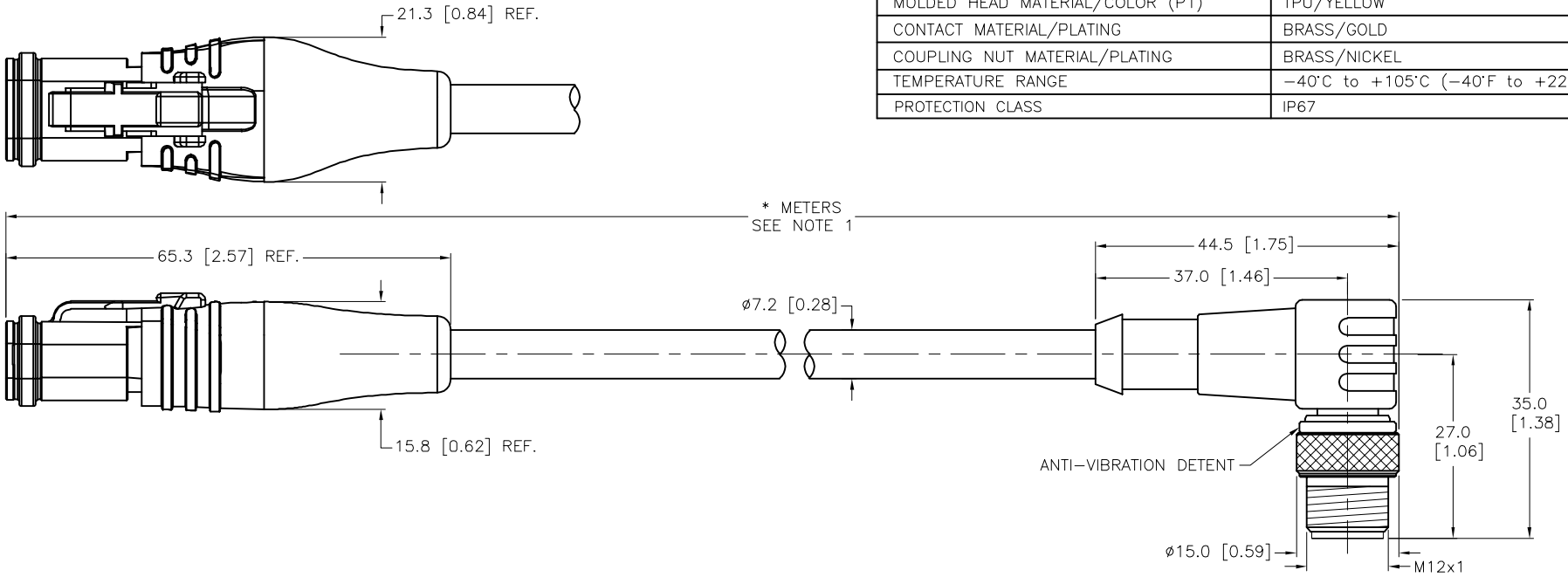



SOURCE DRAWING - FOR REFERENCE ONLY

CABLE LENGTH	TOLERANCE *
ALL LENGTHS	+ 4% (OR 50mm) OF LENGTH - 0% (OR 0mm) OF LENGTH WHICHEVER IS GREATER
STRIP LENGTH	**TOLERANCE ***
0-7mm	±0.5mm
8-29mm	±1.0mm
30-49mm	±2.0mm
50-69mm	±3.0mm
70-100mm	±4.0mm
OVER 100mm	±5.0mm
*** UNLESS OTHERWISE SPECIFIED**	

NOTES:

1. "*" INDICATES CABLE LENGTH IN METERS. CONTACT TURCK TO ORDER SPECIFIC LENGTHS.

REV	DESCRIPTION	BY	DATE	ECO NO.
C	UPDATE CABLE APPROVALS	NF	10/08/24	80735

RELATED DOCUMENTS
1.
2.
3.
4.

3RD ANGLE PROJECTION

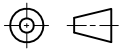

THIS DRAWING IS CONFIDENTIAL AND THE PROPERTY OF TURCK INC. USE OF THIS DOCUMENT WITHOUT WRITTEN PERMISSION IS PROHIBITED.

TURCK

3000 CAMPUS DRIVE
MINNEAPOLIS, MN 55441
1-800-544-7769
(763) 553-7300
(763) 553-0708 fax
www.turck.us

MATERIAL: SEE SPECIFICATIONS

FINISH: SEE SPECIFICATIONS

ALL DIMENSIONS DISPLAYED ON THIS DRAWING ARE FOR REFERENCE ONLY

CONTACT TURCK FOR MORE INFORMATION

DRFT: TR | DATE: 09/04/18
APVD: T.V. | SCALE: 1=1.0

UNIT OF MEASUREMENT
MILLIMETER [INCH]

DO NOT SCALE THIS DRAWING

DESCRIPTION: DT06-2S-2125-*-WSC 4.2T

IDENTIFICATION NO.

REV: C

FILE: 777042119

SHEET 1 OF 1